

Two Councils - One Team

Phil Courtier
Director of Place

**Broadland District Council &
South Norfolk Council**

CIL in Greater Norwich

Greater Norwich partnership

Greater Norwich partnership:

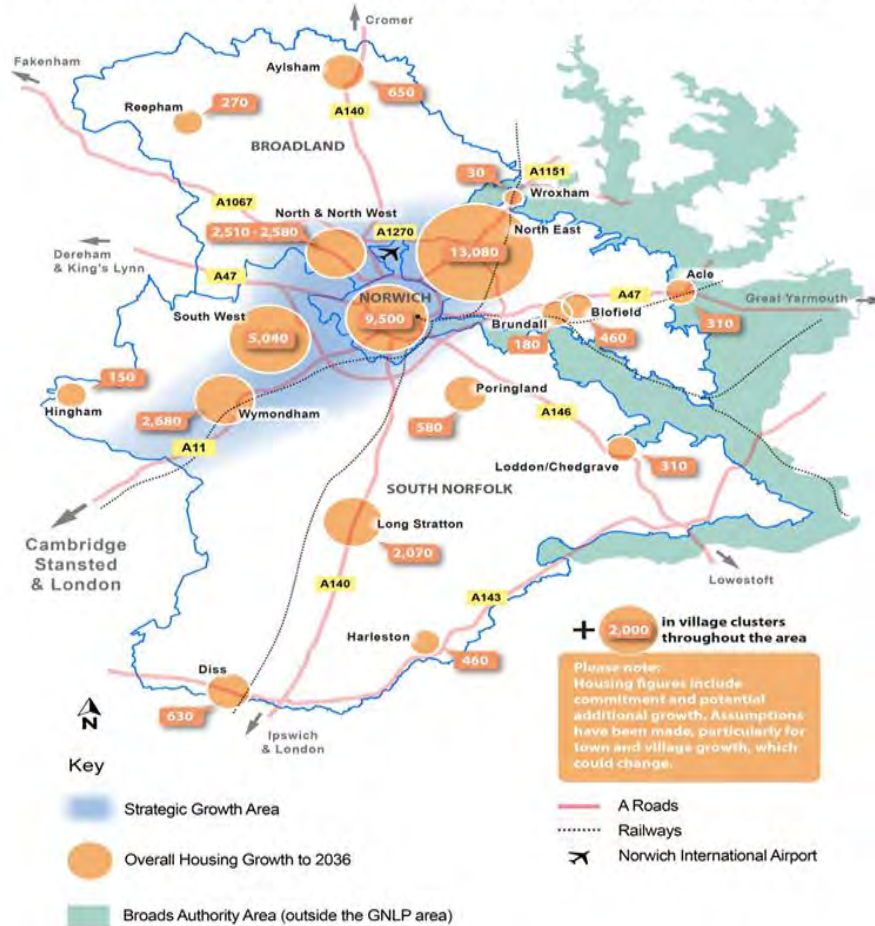
- Broadland District Council
- Norwich City Council
- South Norfolk Council
- Norfolk County Council
- New Anglia LEP

Greater Norwich Partnership



Greater Norwich Partnership

Greater Norwich Growth Locations
(Indicative, showing the potential impact of the proposed approach)



Greater Norwich partnership

- Joint planning
 - adopted Joint Core Strategy in 2014
 - draft local plan to be adopted in 2022
- Pooled CIL
- Joint infrastructure delivery
- Proposals for joint delivery vehicle

Why collaborate?



Sharing is good

Why collaborate?



Wider ownership of delivery and future operation/maintenance

Why collaborate?



Infrastructure doesn't just stop at
our boundaries

Who do we collaborate with?

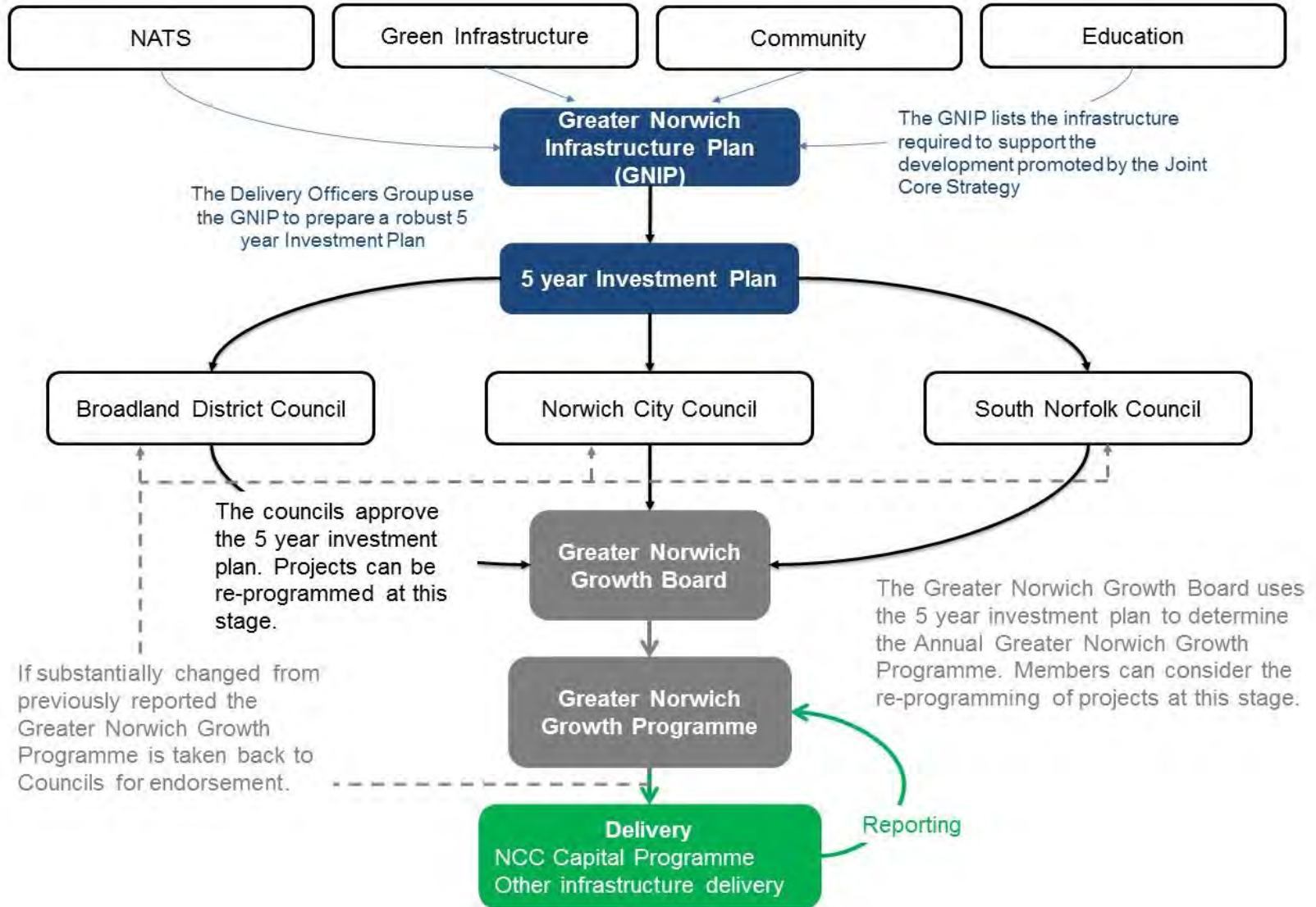
- Greater Norwich partnership:
 - Broadland District Council
 - Norwich City Council
 - South Norfolk Council
 - Norfolk County Council
 - New Anglia LEP
- Parish and Town Councils

Pooling CIL

- Three Districts collect CIL
- 5% - admin retained by Districts
- 15/25% - passed to Parish and Town Councils
- Remainder is passed to Norfolk County Council as Accounting Body

- Greater Norwich Partnership oversees proposed allocation of CIL funds
- Each District retains autonomy of final allocation of funds

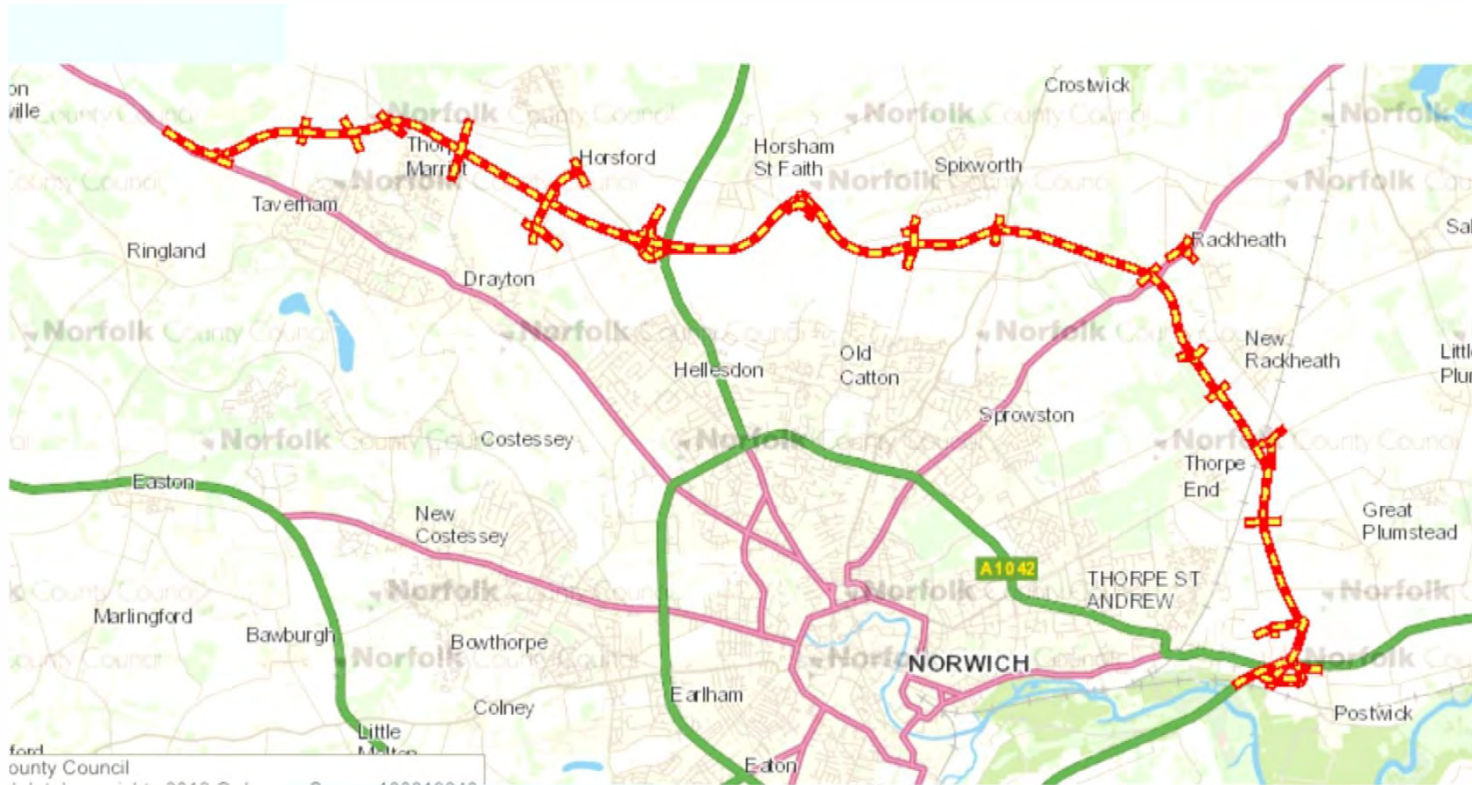
Two Councils - One Team



Two Councils - One Team

	to date	2018/19	2019/20	2020/21	2021/22	2022/23	2023/24	2024/25
INCOME								
Balance brought forward	£ 9,945,506							
Actual CIL receipts		£ 5,697,473						
Forecast CIL receipts			£ 4,018,963	£ 7,252,000	£ 7,933,073	£ 6,821,752	£ 7,089,596	£ 6,404,681
Cumulative Income	£ 9,945,506	£ 15,642,979	£ 19,661,942	£ 26,913,942	£ 34,847,016	£ 41,668,768	£ 48,758,363	£ 55,163,044
EXPENDITURE								
Programme agreed	£ 1,797,827	£ 958,000	£ 3,127,000	£ 1,645,000	£ 50,000	£ 30,000	£ -	£ -
Borrowing agreed	£ 2,629,399	£ 2,064,776	£ 2,064,776	£ 2,096,102	£ 2,096,102	£ 2,210,958	£ 2,383,242	£ 2,383,242
Education	£ 2,000,000	£ 2,000,000	£ 2,000,000	£ 2,000,000	£ 2,000,000	£ 2,000,000	£ 2,000,000	£ 2,000,000
Cash Reserve				£ 500,000	£ 500,000	£ 500,000	£ 500,000	
TOTAL	£ 6,427,226	£ 5,022,776	£ 7,191,776	£ 6,241,102	£ 4,646,102	£ 4,740,958	£ 4,883,242	£ 4,383,242
Cumulative Expenditure	£ 6,427,226	£ 11,450,002	£ 18,641,778	£ 24,882,880	£ 29,528,982	£ 34,269,940	£ 39,153,182	£ 43,536,424
Cumulative Surplus/Deficit	£ 3,518,280	£ 4,192,977	£ 1,020,164	£ 2,031,062	£ 5,318,034	£ 7,398,828	£ 9,605,181	£ 11,626,620

Broadland Northway



Two Councils - One Team

Harrisons Wood



Working with Parish and Town Councils to spend CIL

- We need to work together to optimise the benefits of CIL.
- We need to ensure appropriate infrastructure is delivered in their respective area.
- We need to align our agendas.



Two simple questions:

- Does the project comply with the CIL regs (i.e. does it address the demands development places on an area?)
- Do the housing trajectories result in sufficient local CIL income?

Legal agreement with Parish/Town Council

- Interest set at base rate
- Broadland District Council to retain local proportion of CIL until the loan is repaid
- 5 year back stop

Two Councils - One Team

Rackheath Pavilion

